



VOLVO P1800 JENSEN 61-62 & "S" 63

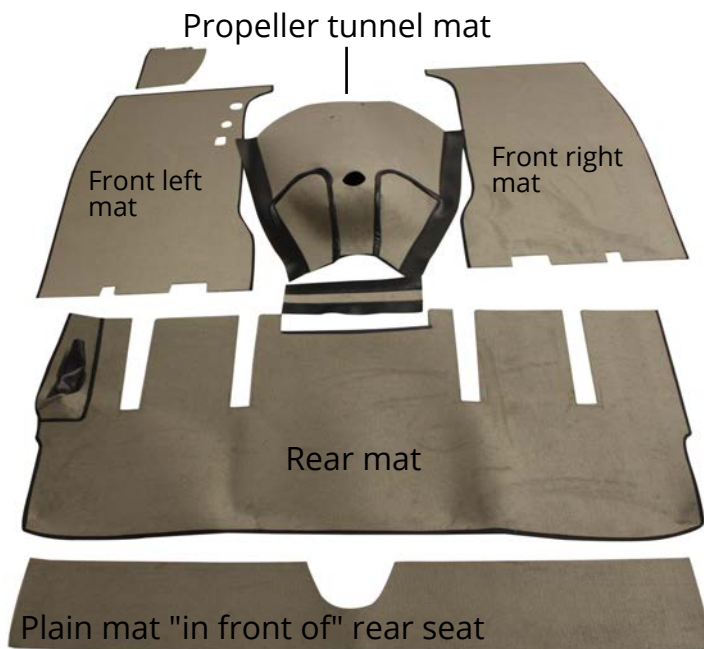


Carpet kit

			Carpet kit	
Uppholst. code	Color upholst.	Color carpet	Art. nr.	Comment
301-176	Red	Grey	277300	
302-177	White	Grey	277300	
303-213	Red	Grey	277300	
304-214	White	Grey	277300	
305-218	Red	Red	277301	Foot plate left front
306-219	Black	Red	277301	Foot plate left front

The carpet kit includes:

The parts below
+
Insulation kit



277300 Grey 1961-62 (photo)
277301 Red 1963

Front seat

The front seat kit includes:


Cover for one back and one seat
Velcro tape 2m "hook" + 1m "loop"
Extra vinyl for the seat frame
Hog rings



Tools such as pliers and knife, as well as contact glue and extra padding may be needed.

Instructions front seat:

- Remove the old upholstery. The inner parts are glued to the padding. Use a razor blade or sharp knife to carefully cut it loose.
- Ensure that the cushion/padding is in good condition; if not, improve it with new material.
- We use Velcro on the inner part:
Glue the Velcro to the inner part of the padding (see image), on both the seat and backrest. The backrest's upholstery has Velcro sewn in. Glue Velcro to the seat's upholstery. This allows you to install and remove the upholstery without damaging it. (The original is glued in place.)
- Once the glue has dried and the Velcro is secured, you can start fitting the upholstery. Begin with the inner part's Velcro. Work your way outward to fit the rest. Add extra padding as needed.



Additional padding on the seat cushion of a '61-'62 to prevent the sides and front edge from collapsing..



Velcro glued to the backrest frame. Match it with the backrest upholstery for correct placement..



The same method used on the backrest is applied to the seat. Glue the Velcro to the frame and the upholstery.



The result after you've replaced the upholstery with one made by VP Autoparts.

Back seat

				Back seat kit
Upholst. code	Color upholst.	Color carpet	Art. nr.	Comment
301-176	Red	Grey	277302	
302-177	White	Grey	277303	
303-213	Red	Grey	277302	
304-214	White	Grey	277303	
305-218	Red	Red	277304	Smooth red vinyl
306-219	Black	Red	277305	Smooth black vinyl

The back seat kit includes:

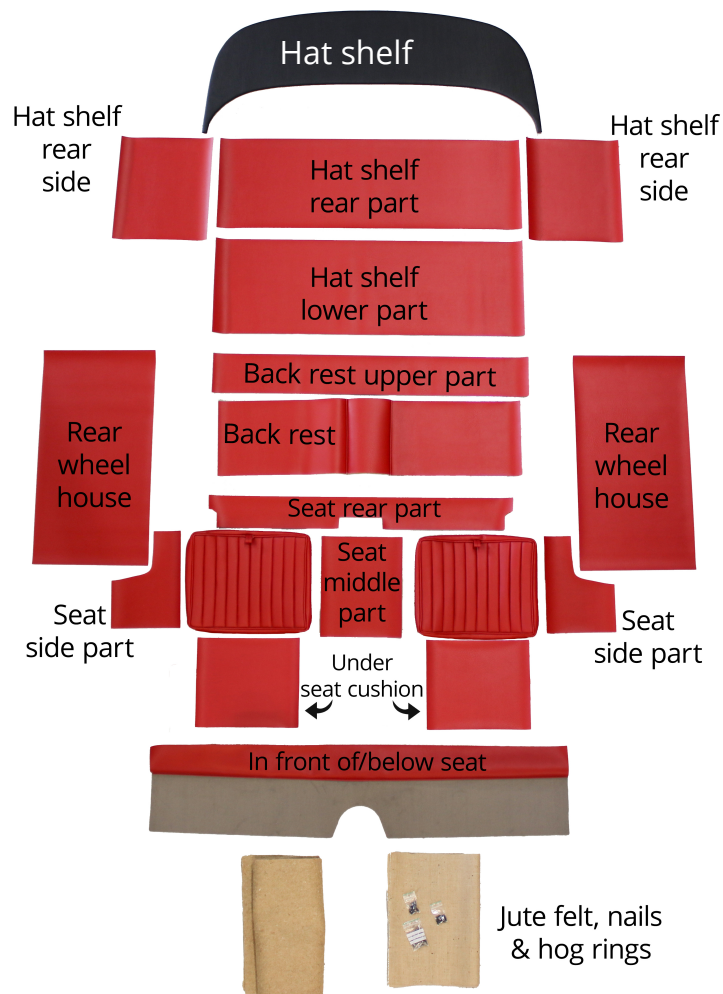


Photo of upholstery mounted in a P1800 "Jensen" 1961.

Cover the spring housings with new jute fabric and jute felt. Secure with hog rings.



Save your old clips and attach them to your new hat shelf.

The wheel arches and the rest of the back seat are covered with embossed vinyl.,

Rear seat upholstery, sewn with piping padding.

Sewn material. Attach to the board with nails or staples.

Panel kit cowl side



Material for the cowl side panels can be ordered from us.

They are delivered in a package with vinyl (red/white/black) and silver vinyl, sufficient for 2 panels. (ch -6000)

For model year 1963 "S" (ch 6001-8000), only black and red vinyl is available.

Please note! No new frames for the panels are being produced. Therefore, only the material can be purchased.

Art. nr.	Description		Upholstery code
277306	Panel kit cowl red	1961-62, silver mylar	301-176, 303-213
277307	Panel kit cowl white	1961-62, silver mylar	302-177, 304-214
277308	Panel kit cowl red	1963	305-218
277309	Panel kit cowl black	1963	306-218